

BUILDING A BETTER CONTINUUM: SAN DIEGO COUNTY'S OPTIMAL CARE PATHWAYS MODEL

Luke Bergmann, PhD, Director, Behavioral Health Services
Health and Human Services Agency, County of San Diego


September 27, 2023




FROM CRISIS TO CONTINUOUS CARE



ENHANCING SERVICES ACROSS THE CONTINUUM OF CARE



**CRISIS AND
DIVERSIONARY
SERVICES**



**INPATIENT HUBS
AND CARE
COORDINATION**



**RESIDENTIAL
AND LONG-
TERM CARE**

REGIONALLY DISTRIBUTED SERVICES



Updated 5/10/23

Map locations are approximate



-  Hubs & Care Coordination
-  Crisis & Diversionary Services
-  Long Term Care
-  Preventive Services

REGIONALLY DISTRIBUTED SERVICES



Updated 5/10/23
Map locations are approximate



-  **Hubs & Care Coordination**
-  **Crisis & Diversionary Services**
-  **Long Term Care**
-  **Preventive Services**

REGIONALLY DISTRIBUTED SERVICES



Updated 5/10/23

Map locations are approximate



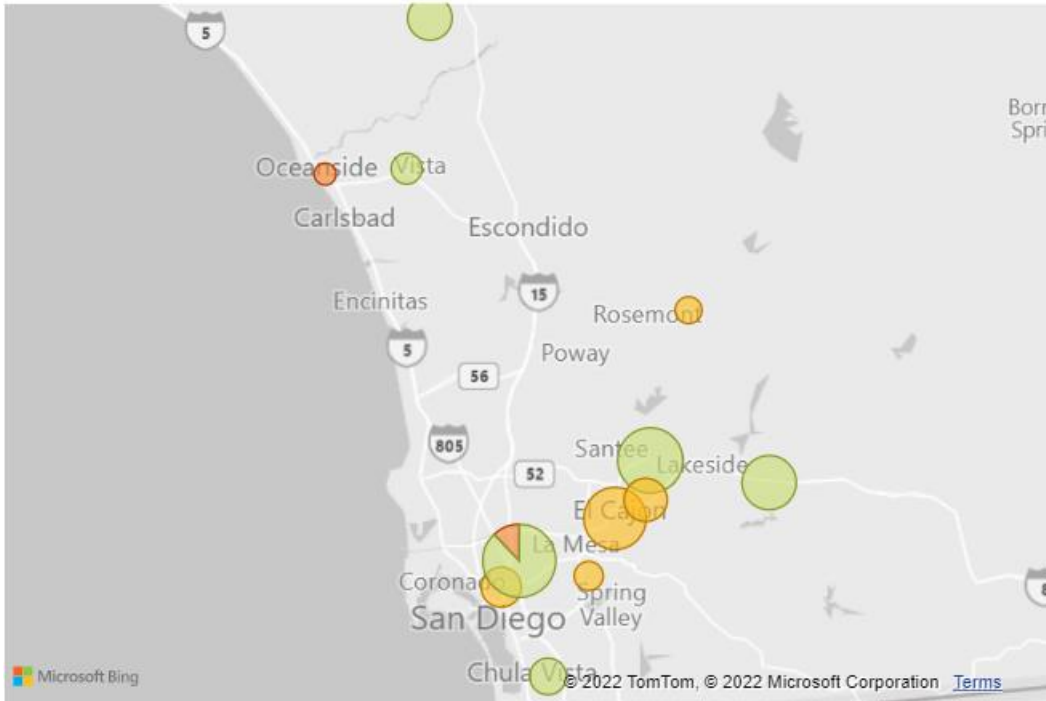
-  **Hubs & Care Coordination**
-  **Crisis & Diversionary Services**
-  **Long Term Care**
-  **Preventive Services**

CHANGES IN LONG-TERM CARE CAPACITY

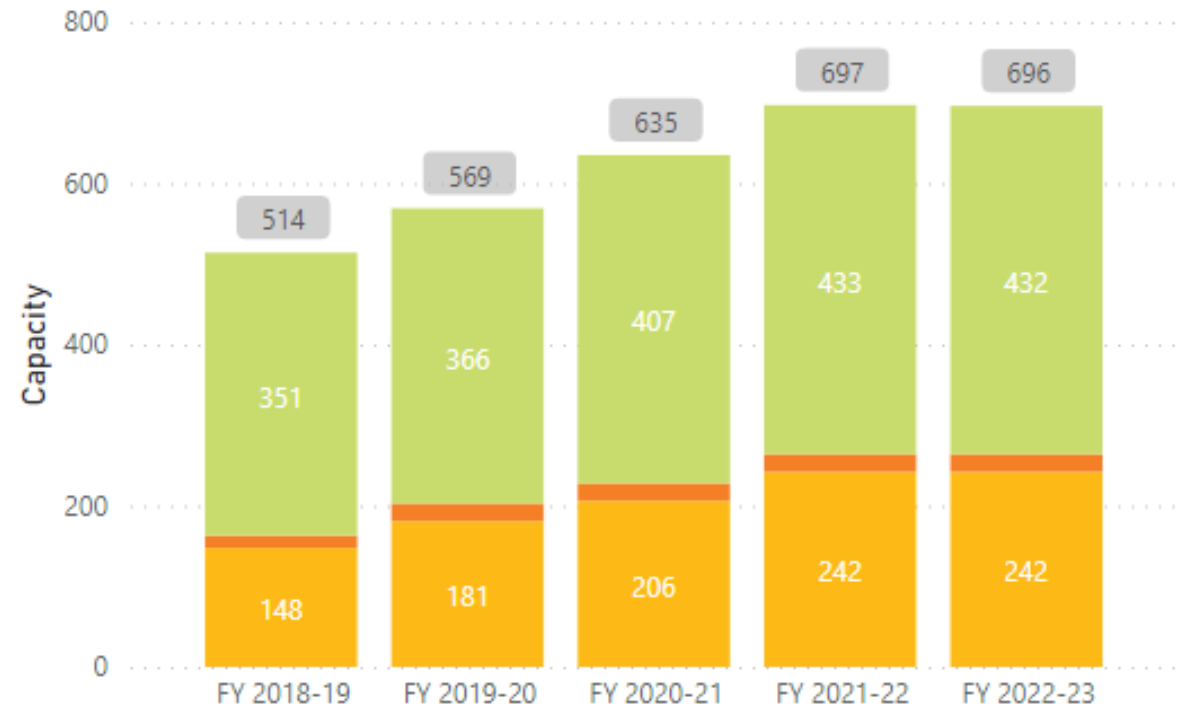


FY 2022-2023

Capacity by City and Category




Capacity by FY and Category



OPTIMAL CARE PATHWAYS MODEL




- Algorithm using data, models of care, and best practices
- Recommends the **future capacity** necessary to optimize behavioral health care under four service categories:



Community Crisis Diversion



Acute Inpatient Care



Subacute Services




Community-Based Care


OPTIMAL SERVICE UTILIZATION



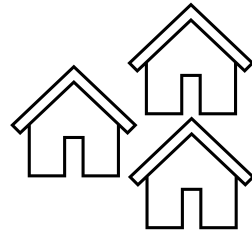
Community Crisis Diversion



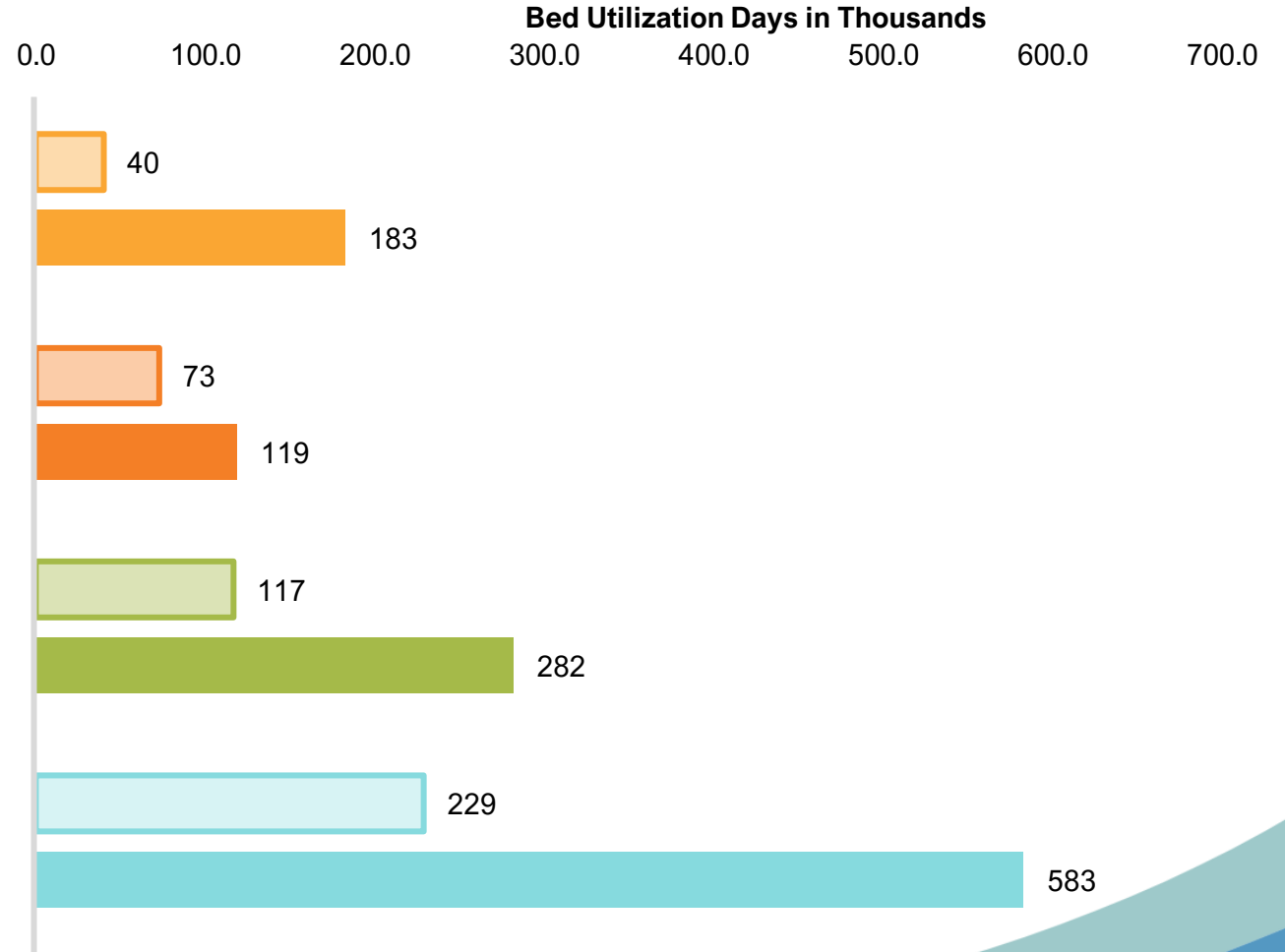
Subacute Services



Community-Based Care




TOTAL EXPANSION




OPTIMAL SERVICE UTILIZATION



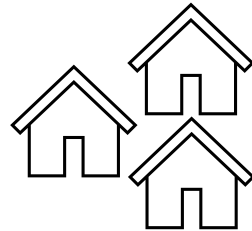
Community Crisis Diversion



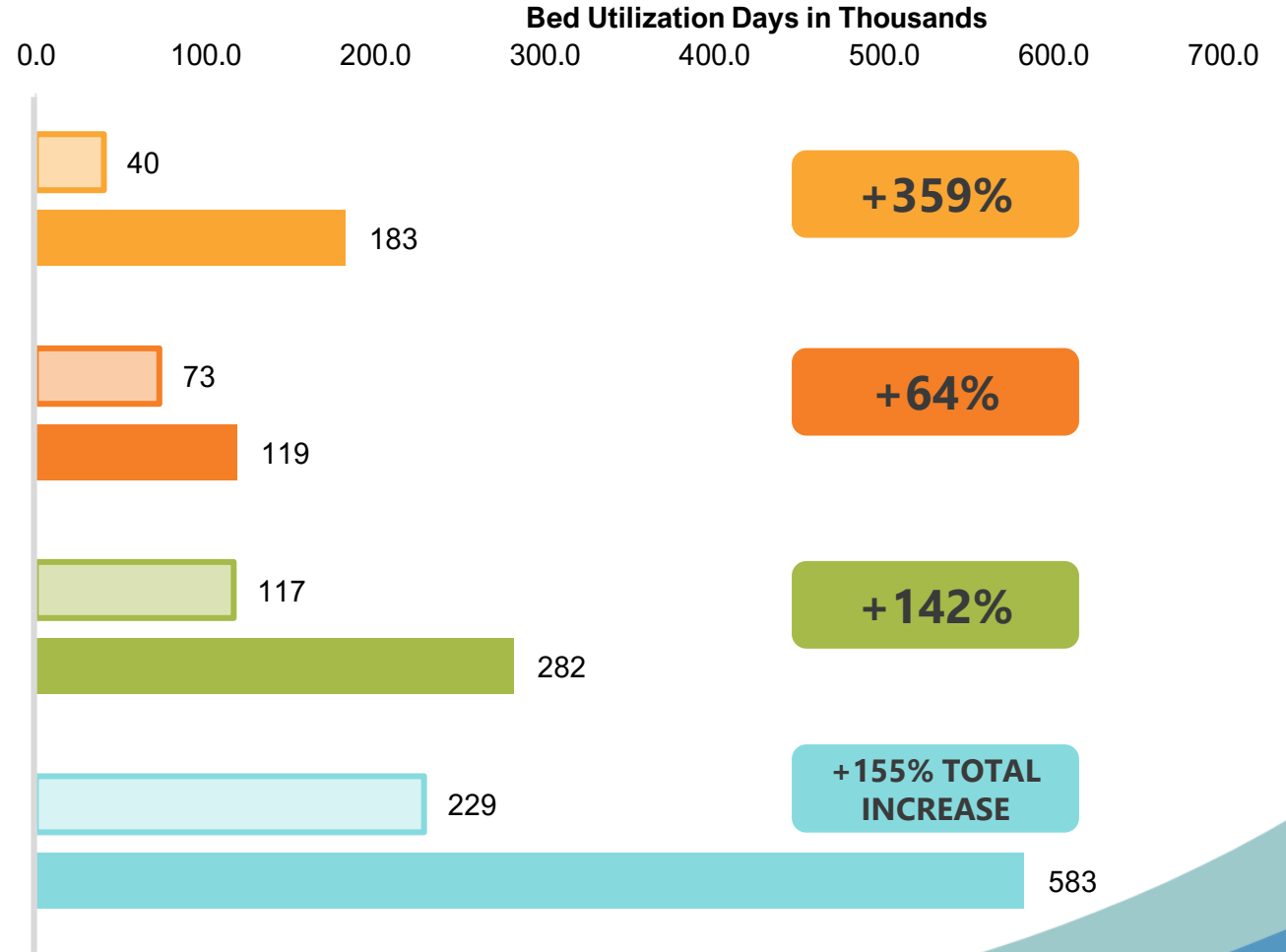
Subacute Services



Community-Based Care



TOTAL EXPANSION



NEAR-TERM CITY OF SAN DIEGO NEEDS



CARE Act Cohort Housing Estimate – 1,000 petitions anticipated

Housing Product Type	TOTAL Countywide CARE need (includes all Cities)	City of SD CARE need
Licensed Care ARF/RCFE, Board & Care	225	135
Permanent Supportive Housing	292	180
Shared Housing/Independent Living/ Recovery Residences	70	40
Short Term/Transitional/Safe Haven	85	55
Total	672	410
Shelter Beds (for participants working on connecting to housing options)	200	110